


FOR THE SUCCESS OF EACH LEARNER

Formative Assessment

Sue Brookhart
November 13, 2009

The slide features a dark blue header with a circular graphic on the right. Below the header is a yellow bar containing the ASCD logo and tagline. The main content area is white with a green vertical bar on the left and a green circular graphic on the right. The title 'Formative Assessment' is in a large, bold, grey font, and the author's name and date are in a smaller, grey font.

- What are you good at?
- How did you get good at it?
- How do you know?



FOR THE SUCCESS OF EACH LEARNER

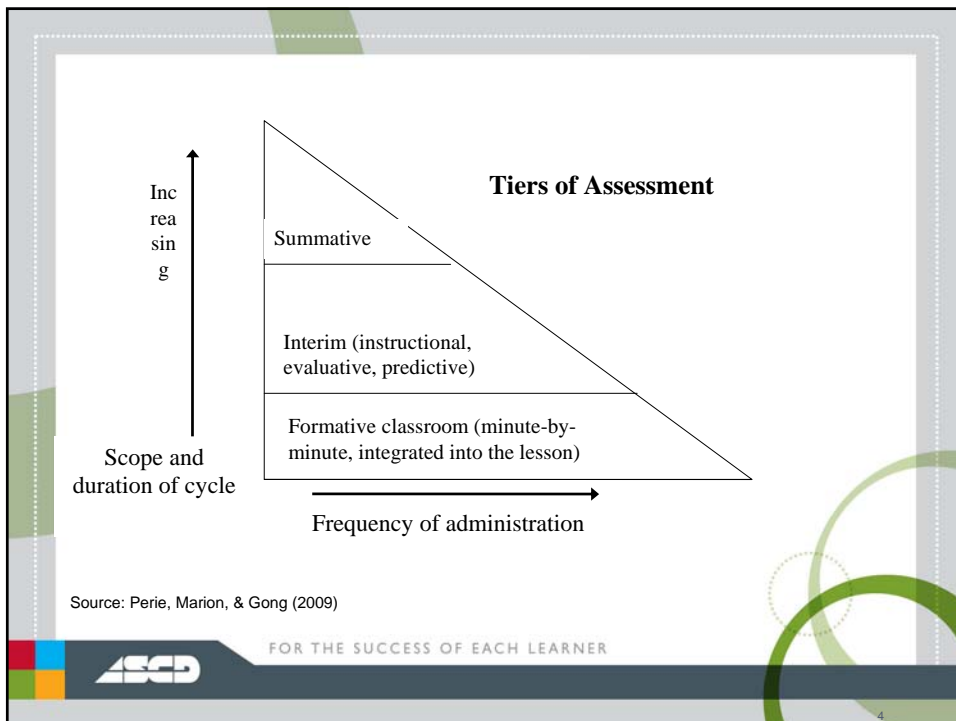
2

The slide features a white background with a grey border. At the bottom, there is a dark blue footer with the ASCD logo and tagline. The number '2' is in the bottom right corner. The list of questions is in a black font.

Formative, Interim/benchmark, and Summative Assessment

- See handout page 2
- Three kinds of assessments, depending on purpose
- Today we're going to talk mostly about one of them
 - FORMATIVE

FOR THE SUCCESS OF EACH LEARNER

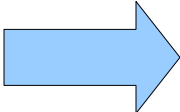


Formative assessment emphasizes student involvement

- STUDENTS are involved in
 - Generating AND
 - Using assessment information for the improvement of their own learning
- TEACHERS provide the opportunities and support that make this happen, and also use the results for planning instruction



Formative Assessment Professional Development

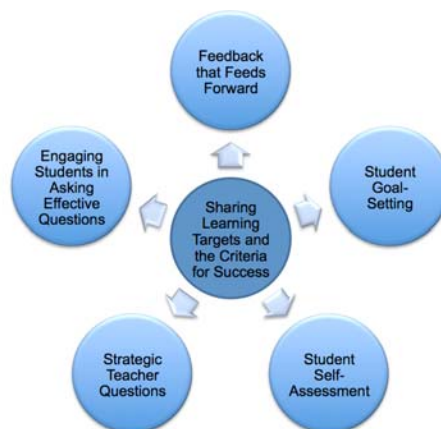
Strategies
& Tools  Philosophy



Formative Assessment in the classroom

- Sharing learning targets and criteria for success
- Feedback that feeds forward
- Student goal-setting
- Student self-assessment
- Planning for and asking strategic questions
- Engaging students in asking effective questions

Starting with Shared Learning Targets



Sharing learning targets and Criteria for success

What is this?

- Assuring that students comprehend what the learning goal *means*
- Convey the vision of what good work looks like so that students can see it (and see their way to it)

Sharing learning targets and Criteria for success

How does this affect learning and motivation?

- Understanding what they are to “get out” of the work makes students’ efforts more purposeful, more focused, and more effective
- Supports self-regulation: If students feel like they understand the criteria by which their work will be judged, they are more likely to feel like they have control over their work, that they know what to do and to look for in their own work

Sharing learning targets and Criteria for success

Common misconceptions

- Telling students what the learning target is or writing it on the board is sufficient.
- Sharing a rubric with students will ensure they understand the criteria for success.



FOR THE SUCCESS OF EACH LEARNER

11

Sharing learning targets and Criteria for success

Specific strategies

- Assignments “embody” (not just align with) learning targets
- Using examples (exemplars)
- Using rubrics proactively
- Questioning, predicting, planning and envisioning
 - Objective on the board is not enough
 - Use student language and student talk



FOR THE SUCCESS OF EACH LEARNER

12

Video spot

In the second example (elementary writing):

- Who owns this rubric?
- What could have happened before and during the student's writing to give this student more ownership of the rubric?

Feedback that feeds forward

What is this?

- Feedback is the teacher's response to student work with the intention of furthering learning
 - Based on the criteria for success
 - Describing the student work in light of the criteria for the specific learning goal
 - Suggesting ways to improve or learn more

Feedback that feeds forward

How does this affect learning and motivation?

- Helps students focus on specific strengths and weaknesses
 - Identify and explain misconceptions
 - Suggest what to study or practice next
- Increases students' feelings of autonomy and persistence
 - Student knows what to do next
 - And how to do it



FOR THE SUCCESS OF EACH LEARNER

15

Feedback that feeds forward

Common misconceptions

- Graded work is effective feedback.
- Detailed correction makes effective feedback.



FOR THE SUCCESS OF EACH LEARNER

16

Feedback that feeds forward

Specific strategies

- Timely
- Individual when possible
- Focus on the student's work and work process
- Be descriptive (not judgmental)
- Compare work with criteria (and sometimes student's own past performance)
- Be positive, clear, and specific
- Contain suggestions for next steps
- Imply that the student is the agent



FOR THE SUCCESS OF EACH LEARNER

17

With a partner

- Look at either the English (handout p. 3-4) or Math feedback example (handout p. 5)
- What are the strengths of this feedback?
- Are there any things you might do differently?



FOR THE SUCCESS OF EACH LEARNER

18

Video spot

- What *criterion-referenced* feedback did this teacher give?
- What *self-referenced* feedback did this teacher give?
- What did she say that was *evaluative*?
- What did she say that was *descriptive*?

Student self-assessment

What is this?

- Students' review and appraisal of their own work to identify strengths and weaknesses for the purpose of improving performance
- Comparing their own work against their conception of what they were trying to accomplish

Student self-assessment

How does this affect learning?

- Increases achievement compared with students who are not taught and required to self-assess
- Must be taught (doesn't come naturally):
 - Clear concept of goals & criteria
 - Skill at recognizing these characteristics when they see them in their work
 - Skill at translating self-assessment judgments into action plans for improvement



FOR THE SUCCESS OF EACH LEARNER

21

Student self-assessment

How does this affect motivation?

- Increases self-efficacy
 - “Students with greater confidence in their ability to accomplish the target task are more likely to visualize success than failure” (Ross et al., 2002)
- Increases self-regulation because self-assessment is a requisite skill for self-regulation
- Increases student feelings of competence, autonomy, and control



FOR THE SUCCESS OF EACH LEARNER

22

Student self-assessment

Common misconceptions

- Self-assessment means having students grade their own work.


Student self-assessment

Specific strategies

- Use self-assessment for learning goals students already know something about
- Teach self-assessment skills
- Rubrics and highlighters
- Indicator systems
- Before and after tests
- Self-assessment of effort
- Graphing and interpreting progress over time

Video spot

- How did this student comprehend his current work and what he needed to do next?
- What had the teacher done to help lead him to this understanding?



FOR THE SUCCESS OF EACH LEARNER

26

MOST AND LEAST CLEAR STUDENT TOOL


Learning target or assignment: _____

These points were **most clear** to me.

These points were **least clear** to me.

Example of a self-assessment student guide. How might you use the most and least clear concept in your class?

[Hint: your plan doesn't have to include using this guide.]



26

Video spot

- What was the goal?
- Who set the goal?
- Did you see any evidence that the *student* could have set his own goal (did the student self-assess, and if so what did he notice about his work)?
- What might that goal have been, and how might he have planned to work on it?



Below is a link to ASCD's online Professional Development Feedback Survey. We encourage all participants to complete the online evaluation within the next ten (10) days. All responses will be anonymously reported to ASCD.

http://surveys.ascd.org/wsb.dll/4/ossd_oct-dec09.htm

Thank you for taking the time to honestly evaluate the program. The results we receive help us to improve the quality of services you receive.

