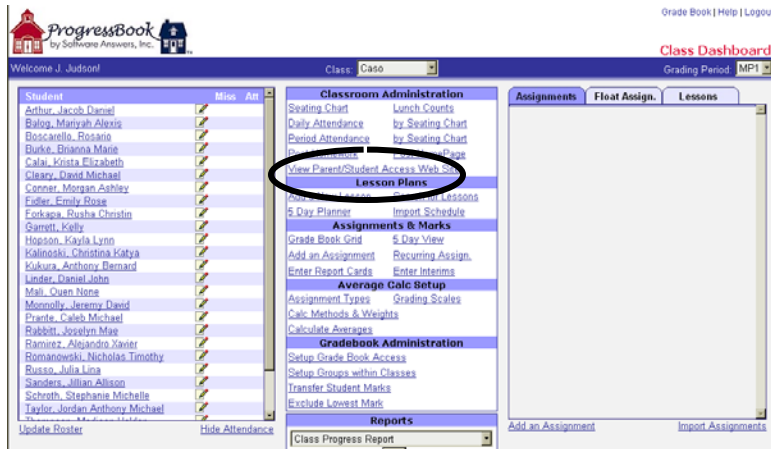


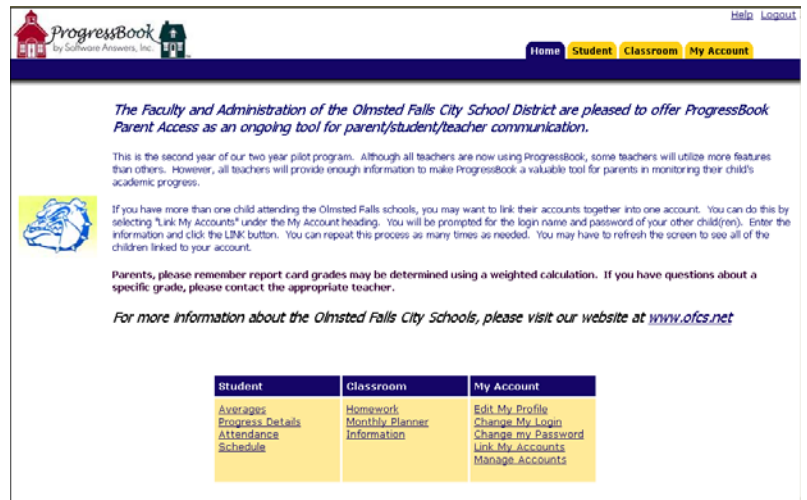
How to:

View Parent/Student Access in ProgressBook (see what the parent/student sees)

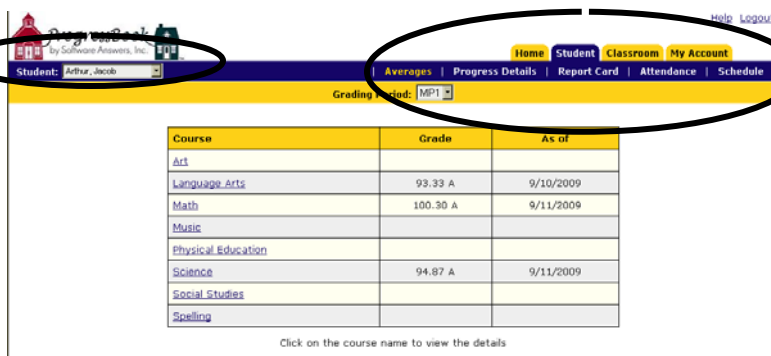


From your **Class Dashboard**, click **View Parent/Student Access Web Site**

This takes you to the District Home Page for Parent/Student Access



Click the **Student** Tab to see student information. Select the student using the pulldown on the upper left corner of the screen. Available students are those from the roster of the class on your Class Dashboard when you clicked View Parent/Student Access Website. Click on the link in the Banner Line to view Averages, Progress Details, Report Card, Attendance and Schedule. Each screen allows you to select specific students.



Click the **Classroom** tab to view the Class Page you have set up for this class.

